

# MOTO



SmartETFs

## The SmartETFs Smart Transportation & Technology ETF


As of February 29, 2020

### ABOUT MOTO

Self-driving cars, electric vehicles, flying taxis? These technologies could change your life and reshape cities around the world.

EVs, AVs, and transportation as a service can make life more efficient, save consumers billions of dollars, and save tens of thousands of lives each year.

The SmartETFs Smart Transportation & Technology ETF invests in companies that we believe will benefit from this revolution in transportation. This includes companies that manufacture, distribute, service, offer, support, or enable the following: electric vehicles, autonomous vehicles, transportation as a service, flying autonomous vehicles, and autonomous or electric public transportation for passengers or goods.



### PERFORMANCE

AS OF 2/29/2020	1 Month	Since Inception
MOTO at NAV	-4.40%	-1.78%
MOTO at Market Price	-3.73%	-1.68%
MSCI World NR	-8.45%	-5.84%

AS OF 12/31/2019	1 Month	Since Inception
MOTO at NAV	6.52%	5.43%
MOTO at Market Price	6.30%	4.91%
MSCI World NR	3.00%	3.48%

### FACT SHEET FACTS

Ticker	MOTO
CUSIP	402031876
Exchange	NYSE - ARCA
Benchmark Index	MSCI World NR
Inception Date	November 15, 2019
Number of Holdings	35
AUM	\$2.5 million
Management Fee	0.68%
Annual Fund Operating Expense	0.68%
Distribution Frequency	Annual
Portfolio Managers	Jonathan Waghorn Will Riley

### FUND CHARACTERISTICS

Price to Earnings 2020	12.5
Price to Book 2020	1.8

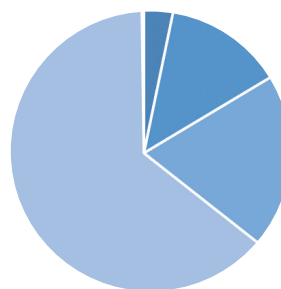
Performance data quoted represents past performance and does not guarantee future results. The investment return and principal value of an investment in the Fund will fluctuate so that an investor's shares, when redeemed, may be worth more or less than their original cost. Current performance of the Fund may be lower or higher than the performance quoted. Performance data current to the most recent month-end may be obtained by visiting SmartETFs.com, or calling (866) 307-5990. The returns shown are cumulative for the period, not annualized. Market prices return is based on the market price of Fund shares as of the close of trading on the exchange where the shares are listed.

## The SmartETFs Smart Transportation & Technology ETF

### TOP 10 HOLDINGS

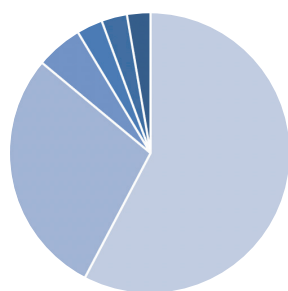
Net Assets (%)	Name
3.78%	NVIDIA Corp
3.56%	Samsung SDI Co Ltd
3.34%	LG Chem Ltd
3.23%	Toyota Motor Corp
3.19%	Geely Automobile Holdings Ltd
3.13%	Tianneng Power International
3.06%	Autohome Inc
3.05%	Alphabet Inc
3.00%	Quanta Services Inc
2.96%	Taiwan Semiconductor Manufacturing Co Ltd

### MARKET CAPITALIZATION BREAKDOWN



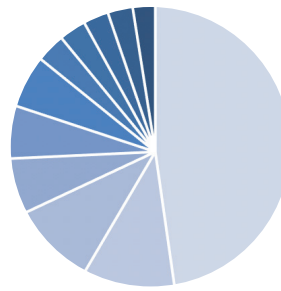
Below \$500m	0.0%
\$0.5bn - \$1bn	3.3%
\$1bn - \$5bn	13.2%
\$5bn - \$10bn	19.2%
Over \$10bn	64.2%
Cash	0.2%

### INDUSTRY CLASSIFICATION



Technology & Transportation	58%
Smart Transportation	28%
Auto/Trk Prts & Equip-Orig	5%
Commercial Services	3%
Technology	3%
Rubber-Tires	3%

### GEOGRAPHIC BREAKDOWN



United States	48%
Germany	11%
South Korea	10%
China	6%
Japan	6%
Sweden	6%
Hong Kong	3%
Taiwan	3%
Netherlands	3%
United Kingdom	3%
Ireland	2%

### DISCLOSURE

Investing involves risk, including possible loss of principal. Smart transportation products are subject to technological, cybersecurity, market, and regulatory risks which could adversely affect the value of companies in which the Fund invests. Investing in foreign companies entails additional potential market and regulatory risk.

Consider the investment objectives, risks, charges and expenses of the Fund carefully before investing. For a prospectus or summary prospectus with this and other information, please call (866) 307-5990 or visit our website at [www.SmartETFs.com](http://www.SmartETFs.com). Read the prospectus or summary prospectus carefully before investing.

Shares of the Fund are distributed by Foreside Fund Services.